


# ENERGY WALL®

Window System











*energy*WELD™

# Double Hung



The EnergyWELD™ double hung is the American "traditional" window. Tough vinyl and welded frame and sash corners provide the strength. PPG Intercept® glass and triple weather-stripping provide the comfort and energy savings. Both the top and bottom sash tilt inside completely to make cleaning a snap.

- A**  **Welded Frame & Sash Corners**  
*fusion welded for superior strength*
- B**  **7/8" PPG Intercept® Glass**  
*Warm Edge technology for thermal performance*
- C**  **Sash Limit Locks**  
*allow for secure partial ventilation*
- D**  **Heavy Duty Sash Locks**  
*provide a secure locking mechanism*
- E**  **3/4" True-Position® Balance System**  
*ensures easy operation and never slips*
- F**  **Over & Under Full Interlock**  
*prevents air infiltration*

- G**  **Extruded Lift Rail**  
*for fingertip ease of operation on both sash*
- H**  **Heavy Extruded Aluminum Screen Frame**  
*for strength and durability*

## Colors



## TempEST® Glass

Polaris® TempEST® glass is stronger than regular window glass. Standard windows are made from single strength glass. Some would have you believe that double strength glass give you double the strength. The same thickness of Polaris TempEST® glass is **at least four times stronger**. It can withstand impacts of up to 12 tons per square inch. A window this strong can protect you and your loved ones from the unexpected punishment of violent weather, accidents, and unwanted intruders that can occur every day across the country and in your neighborhood.

## Glass Options



\*etched  
\*\* grid available in white, tan, brown or medium oak woodgrain (woodgrain interior only).



Midwest  
Siding & Window Co.  
SINCE 1950  
2904 N. OAKLAND AVE.  
DECATUR, IL 62526  
PH. (217) 877-4646