


Door & Sidelite Panel Styles

Smooth Steel




Style 10
(flush)

Style 30
(6-panel)

Style 100
(flush)

Oak Grain



Style 10
(flush)

Style 30
(6-panel)


Style 100
(flush)

Our engineers begin the manufacturing process with one of the insulated door or sidelite panel styles shown here. The door panel is then handcrafted by numerous processes to create the finished product for your home. These door and sidelite panels can be purchased without glass or search through the glass options in this catalog to determine which combination (door and glass) suit your personal taste. We will then manufacture the door to your custom specifications.




Style 50
(cross-buck)

Style 200
(3-panel)



Style 50
(cross-buck)


Style 200
(3-panel)



Style 68
(7-panel)

Style 75
(9-panel)

Style 300
(3-panel slim lite)



Style 68
(7-panel)

Style 75
(9-panel)

Style 300
(3-panel slim lite)



REPLACEMENT SERIES

(Remodeling - "L" Shaped Steel Frame)



PRIME SERIES

(Wood Jamb)

Jamb Widths :
from 4 ⁹/₁₆" up to 8 ⁹/₁₆"

- Replace old doors without removing the old frame
- 20-year limited warranty
- 18-gauge steel frame
- 24-gauge rigid steel door skins
- Oak grain textured stainable steel (optional; grain is coined into the steel, increasing its strength)
- High-density polyurethane foam core
- R-15 insulating value (5 times better than wood)
- Exclusive interlocking steel edge
- True vinyl thermal break at door edge
- Class "B" fire rating standard (on all doors without lites)
- 1/2" insulated tempered glass lites
- Aluminum adjustable threshold - standard (oak adjustable threshold - optional)
- Magnetic/compression weatherstrip - standard (tan foam compression weather-stripping - optional)
- Triple contact bottom sweep with drip cap
- 16 factory finish paint color options (stainable doors only)
- Many custom options available
- Custom sizing on heights available

- Use in new construction or complete retrofit
- 20-year limited warranty
- Standard and custom jamb widths available
- Brickmold included
- Matching sidelite styles available
- Many transom options are available
- 24-gauge rigid steel skins
- Oak grain texture stainable steel (optional; grain is coined into the steel, increasing its strength)
- High-density polyurethane foam core
- R-15 insulating value (5 times better than wood)
- Exclusive interlocking steel edge
- True vinyl thermal break at door edge
- Class "B" fire rating standard (on all doors without lites)
- 1/2" insulated tempered glass lites
- Aluminum adjustable threshold - standard (oak adjustable threshold - optional)
- Magnetic/compression weatherstrip - standard (tan foam compression weather-stripping - optional)
- Triple contact bottom sweep with drip cap
- 16 factory finish paint color options (stainable doors only)
- Many custom options available
- Custom sizing on heights available

